

American English

First Friends 3

Activity Book

Susan Iannuzzi




OXFORD

دهخدا

موسسه زبان دهخدا
dekhodaedu.com

First Friends 3

Activity Book



Susan Iannuzzi

OXFORD
UNIVERSITY PRESS

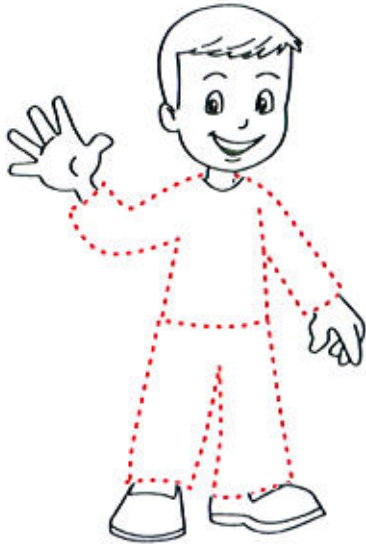
Level 3 Scope and sequence

Topics & Objectives	Vocabulary	Structure	Values & Everyday English	Songs, Projects, & Explore	Phonics
1 Hello (Introduction review) <ul style="list-style-type: none"> • Talk about the days of the week • Review the alphabet • Review initial sounds 	<i>Monday</i> <i>Tuesday</i> <i>Wednesday</i> <i>Thursday</i> <i>Friday</i> <i>Saturday</i> <i>Sunday</i>	<i>I'm ...</i> <i>What day is it?</i> <i>It's (Monday).</i>	Being helpful <i>Can you help me, please?</i> <i>Sure</i>	<i>It's a nice day</i> a-z song Explore: My Week	Revision <ul style="list-style-type: none"> • alphabet • initial sounds
2 Our School (School people and places) <ul style="list-style-type: none"> • Ask about and identify people in school • Ask about and identify places in school 	<i>classroom</i> <i>friend</i> <i>music room</i> <i>playground</i> <i>sandbox</i> <i>school bus</i> <i>seesaw</i> <i>teacher</i>	<i>What's this?</i> <i>It's (a sandbox).</i> <i>Who's this?</i> <i>She's / He's (a teacher).</i>	Taking pride in your school <i>I love our school.</i> <i>Yes, it's great.</i> <i>The classroom looks great.</i>	<i>Listen... Listen...</i> <i>sh</i> song Explore: Music	Digraph <i>sh</i> <i>sheep</i> <i>shoes</i> <i>fish</i>
3 My Feelings <ul style="list-style-type: none"> • Talk about feelings • Ask about other people's feelings 	<i>cold</i> <i>happy</i> <i>hot</i> <i>hungry</i> <i>sad</i> <i>thirsty</i> <i>scared</i> <i>sleepy</i>	<i>Are you (cold)?</i> <i>Yes, I am.</i> <i>No, I'm not.</i>	Thinking of others <i>Look out!</i> <i>Are you OK?</i> <i>I think so.</i>	If you're happy and you know it <i>th</i> song Explore: Pets	Digraph <i>th</i> <i>throw</i> <i>thumb</i> <i>bath</i>
4 I Can Jump! (Abilities) <ul style="list-style-type: none"> • Talk about ability 	<i>catch</i> <i>climb</i> <i>draw</i> <i>jump</i> <i>run</i> <i>write</i> <i>read</i> <i>sing</i>	<i>I can (jump).</i> <i>I can't (sing).</i>	Being modest <i>Yours is, too.</i> <i>Good job!</i>	I can jump. My insect can climb <i>ch</i> song Project: Making a number insect	Digraph <i>ch</i> <i>chocolate</i> <i>beach</i> <i>kitchen</i>
5 My Home (Rooms and objects) <ul style="list-style-type: none"> • Describe a scene 	<i>bathroom</i> <i>bedroom</i> <i>dining room</i> <i>kitchen</i> <i>living room</i> <i>plant</i> <i>sofa</i> <i>TV</i>	<i>There is (a kitchen).</i> <i>There are (plants).</i>	Appreciating nature <i>Don't break the plants.</i> <i>I'll be careful.</i>	Look at my house! a song Explore: Plants and flowers	CVC words with <i>a</i> <i>cat</i> <i>hat</i> <i>mat</i>

Topics & objectives	Vocabulary	Structure	Values & Everyday English	Songs, Projects, & Explore	Phonics
6 My Room (Bedroom objects) <ul style="list-style-type: none"> Describe the location of objects in a room using prepositions 	<i>bed</i> <i>blanket</i> <i>closet</i> <i>pillow</i> <i>shelf</i> <i>in</i> <i>on</i> <i>under</i> 1-20 (review)	<i>Where is it?</i> <i>It's in (the closet).</i> <i>It's on (the bed).</i> <i>It's under (the bed).</i>	Keeping your room neat <i>Let's make the bed.</i> <i>Please help me.</i> <i>That's better.</i>	Put your hand on your head <i>e</i> song Explore: Beds	<i>CVC words with e</i> <i>jet</i> <i>net</i> <i>wet</i>
7 On Vacation <ul style="list-style-type: none"> Ask about quantity Count the number of objects in a scene 	<i>beach</i> <i>bucket</i> <i>crab</i> <i>sandcastle</i> <i>sea</i> <i>shell</i> <i>spade</i> <i>umbrella</i>	<i>How many (shells) are there?</i> <i>There are (ten).</i>	Telling the truth <i>We did it.</i> <i>We're sorry.</i>	Ten umbrellas in the sun Sitting on the beach <i>i</i> song Project: Making an under-the-sea collage	<i>CVC words with i</i> <i>big</i> <i>dig</i> <i>wig</i>
8 Let's Eat! (Foods) <ul style="list-style-type: none"> Describe what food people have 	<i>cheese</i> <i>chicken</i> <i>fish</i> <i>milk</i> <i>potato</i> <i>rice</i> <i>salad</i> <i>soup</i>	<i>She / He has (rice).</i>	Respecting your elders <i>Watch me.</i> <i>Go ahead.</i> <i>Now you try.</i>	I love food! <i>o</i> song Explore: Breakfast Time	<i>CVC words with o</i> <i>hop</i> <i>mop</i> <i>top</i>
9 Festival Fun! <ul style="list-style-type: none"> Talk about other people's ability 	<i>acrobat</i> <i>bicycle</i> <i>clown</i> <i>drum</i> <i>juggler</i> <i>parrot</i> <i>tent</i>	<i>She / He can (climb).</i> <i>It can (sing).</i>	Keeping places clean <i>Please pick that up.</i> <i>Throw it away.</i>	Let's all go to the festival <i>u</i> song Explore: The Circus	<i>CVC words with u</i> <i>bun</i> <i>run</i> <i>sun</i>
10 Jobs <ul style="list-style-type: none"> Ask about people and identify their jobs 	<i>doctor</i> <i>farmer</i> <i>firefighter</i> <i>nurse</i> <i>pilot</i> <i>police officer</i> <i>singer</i> <i>taxi driver</i>	<i>Is she / he (a doctor)?</i> <i>Yes, she / he is.</i> <i>No, she / he isn't.</i>	Being safe <i>Wait. It's not safe.</i> <i>It's safe now.</i> <i>Let's cross.</i>	How are you today? Bean plant, bean plant Project: Growing a bean plant	<i>Review</i>

Lesson 1

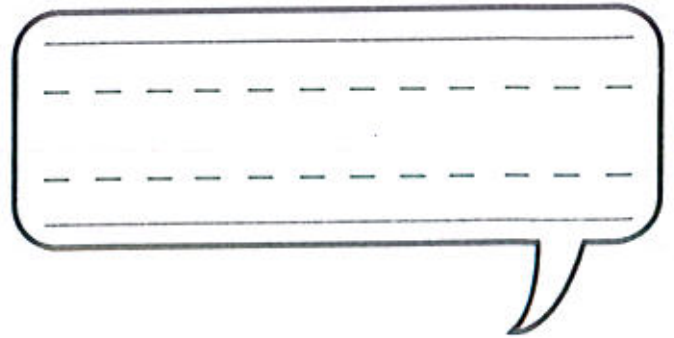

1 Trace and color.







Baz

Sam

2 Draw yourself. Write and say.



1 Trace and say. Draw.


M onday 	
T uesday 	
W ednesday	
T hursday	
F riday 	
S aturday 	
S unday	

Lesson 3

1 Match and say.



موسسه زبان دهخدا
dekhodaedu.com



1 Look and choose. Draw.



Lesson 5



1 Trace and draw.

Tuesday

I'm at school.

Saturday

I'm at home.




Lesson 6

1 Circle.



a c d



t f p



b l k



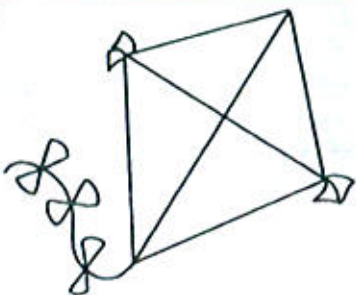
s h u



n u v



p o a



k d t



s f w



n u c

Review

1 Say and group.



Tuesday

Friday

Saturday

Sunday


Thursday

Monday


Wednesday



1 Match and say.




music room




sandbox




playground




school bus




teacher



classroom





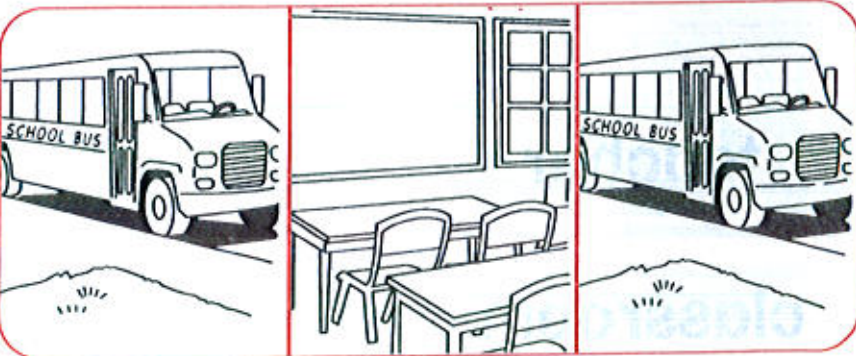



seesaw



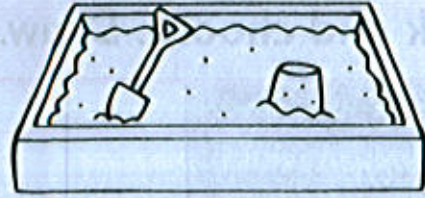
friend

Lesson 2

1 Say and join.



1 Match and write. Color.



It's a


sandbox

Jig ▶



It's

seesaw ▶



sandbox ▶

It's a

Pat ▶



It's

Lesson 4

1 Look and choose. Draw.



The classroom looks great!



Oh, no!



1 Say and trace. Match.

drum

violin



2 Count and say. Write.









Lesson 6

1 Circle *sh*. Trace and write.



sh sh

2 Write and say.





fi _____



_____ oes

1 Find and say. Circle.



Lesson 1

1 Circle and say.



sleepy



happy



sad

hot

hungry



cold

sleepy

thirsty



happy

hot

scared



sleepy

sad

thirsty



hot

cold

happy

1 Match and write.

- happy
- sleepy
- sad
- hungry

I'm

SAD



I'm



I'm



I'm



Lesson 3

1 Look and write.

Yes No

Are you cold?



Yes

Are you thirsty?



Are you hot?



Are you sad?



1 Look and choose. Draw.



Lesson 5



1 Look and say. Write.

rabbit insect horse



insect

2 Say and trace.




1 Circle *th*. Trace and write.



th th

2 Write and say.



ba




row

Review

1 Find and match. Say.


scared hungry thirsty



cold

sleepy

2 Look and say. Draw.



1 Match and say.

run

climb

jump

draw

write

catch

read

sing



Lesson 2


1 Write and draw.

catch read jump climb

I can



I can't



1 Look and say. Write.

can can't



I _____ kick.



I _____ catch.




I _____ sing.



I _____ climb.

Lesson 4

1 Look and choose. Draw.



1 Follow the numbers.

		6	1	4	10	11
	1	2	2	6	13	5
	3	4	8	16	18	
16	9	9	5	6	9	5
2	15	2	1	7	3	10
8	13	10	9	8	4	12
9	4	11	6	11	8	18
7	13	12	17	15	13	11
15	14	11	7	17	7	4
16	17	18	19			
10	3	5	20			

Lesson 6

1 Circle *ch*. Trace and write.




ch ch

2 Write and say.



air



kit en

1 Say and join.

The image contains 20 cartoon illustrations of children performing various activities, arranged in four rows. A dashed red line connects the first five boxes of each row to a single box on the right. The activities are as follows:

- Row 1: Running, Drawing, Jumping, Drawing, Running, Playing a ball.
- Row 2: Dancing, Drawing, Playing a ball, Dancing, Drawing, Singing.
- Row 3: Singing, Singing, Dancing, Singing, Singing, Drawing.
- Row 4: Playing a ball, Running, Singing, Playing a ball, Running, Dancing.

Lesson 1

1 Match and circle.



plant

living room



dining room

sofa



plant

kitchen




living room

bedroom



dining room

living room



plant

TV

1 Read and draw.



bedroom


dining room

2 Draw and say.

My home

Lesson 3

1 Look, read and circle.



There's a sofa.

Yes

No

There's a TV.

Yes

No

There's a chair.

Yes

No

There's a plant.

Yes

No

There's a table.

Yes



No

There's a doll.

Yes

No

1 Look and choose. Draw.




Lesson 5

1 Read and draw. Color.


This plant is big.

It is green.


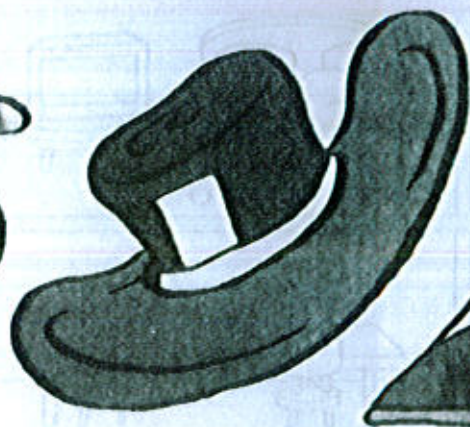



**This plant is
small.**

It is purple.

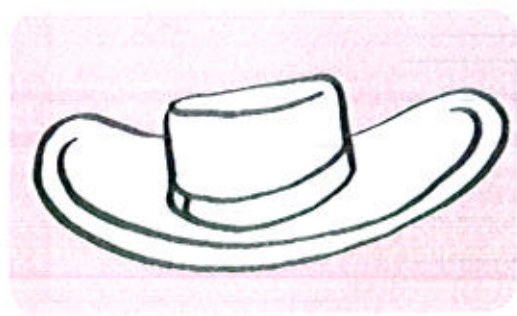


1 Trace and write.

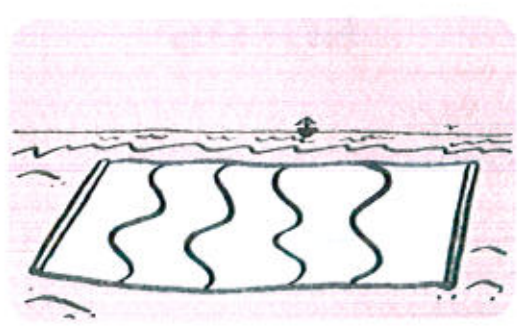


a | a

2 Write and say.




at



at

Review

1 Count and write. Say.



bedroom

dining room

kitchens

living rooms

bathrooms

TVs


sofas

plants



1 Write and say.

bed blanket ~~shelf~~ pillow closet



Lesson 2

1 Trace and match.

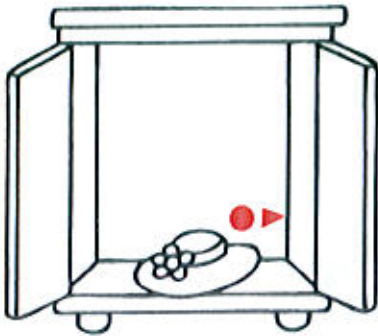



on

in

under

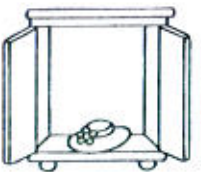
on



2 Write. Ask and answer.



It's _____ the bed.



It's _____ the closet.



It's _____ the table.




It's _____ the sofa.

1 Look, read, and write.

in on under

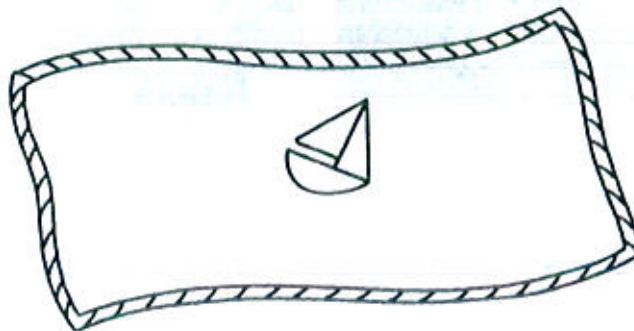
sofa jacket mat



The boat is under the sofa .



The boat is _____ the _____ .



The boat is _____ the _____

Lesson 4

1 Look and choose. Draw.



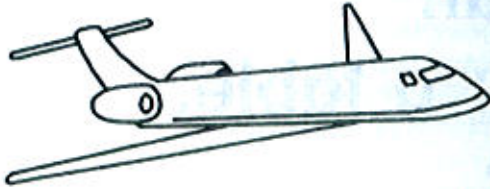
1 Read and match. Write.

- 1 My bed is a boat.
- 2 My bed is under a table.
- 3 My bed is a car.
- 4 My bed is in a tree.



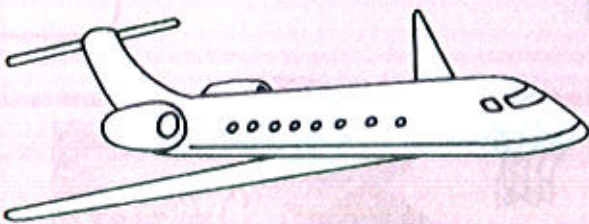
Lesson 6

1 Trace and write.

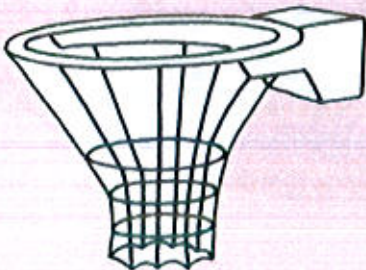


et et

2 Write and say.





t j e



e t n

دهخدا
موسسه زبان دهخدا
dekhodaedu.com


1 Find and say. Circle.



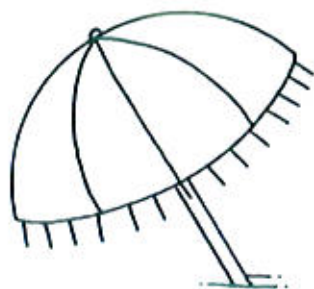

Lesson 1

1 Write and say.

umbrella shell crab
beach sandcastle sea



shell





1 Count and write.



2 _____







1 Look and choose. Draw.



We did it. We're sorry.



The dog did it.




Lesson 5

1 Color and say.

beach (yellow) sea (blue) crab (red)


shells (orange) octopus (purple) umbrella (green)




1 Circle.



dig bin




hat **mat**



net **ten**



big **wig**



Pat pen





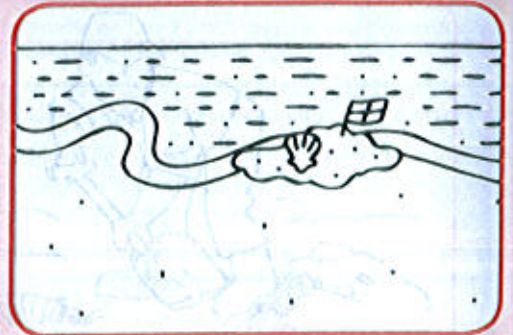

Jig jet

Review



موسسه زبان دهخدا
dehkhodaedu.com

1 Match and color.



1 Match.




- fish**
- soup**
- milk**
- salad**
- chicken**
- potato**
- cheese**
- rice**



Lesson 2

1 Look, read, and write.

chicken salad soup fish cheese rice



She has

_____ , _____ ,

and _____ .



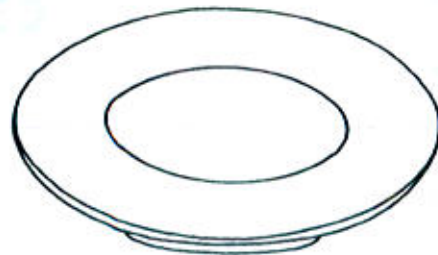
He has

_____ , _____ ,

and _____ .



2 Draw and say.

I have ...



1 Read and match. Write.

- 1 She has two sandwiches.
- 2 He has two sandwiches.
- 3 She has five potatoes.
- 4 He has four potatoes.



Lesson 4


1 Look and choose. Draw.



1 Read and say. Draw.


I'm Ben.

**I have chicken
and potatoes.**



I'm Meg.

**I have fish and
rice.**



Lesson 6

1 Trace and write.



2 Write and say.










o p h



p o m



1 Look and match.



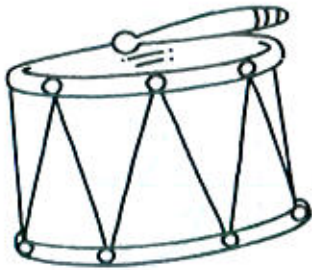
Lesson 1

1 Write and say.

acrobat bicycle clown tent
drum juggler parrot



juggler



and

1 Read and circle.



She can sing.

Yes



He can climb.

Yes

No



She can jump.

Yes

No




He can catch.

Yes

No

2 Write and draw.

I can _____ .



Lesson 3

1 Read and match. Write.

1 She can draw.



2 He can't climb.



3 She can't run.



4 He can catch.



5 She can kick.



1 Look and choose. Draw.



Lesson 5

1 Read and write.

drum juggler bicycle clown parrot



She is a

juggler

She has a



He is a

He is on a

He can play a

1 Trace and write.



un un

2 Write and say.




un

un

Review

1 Look, order, and write.



Unit
10

Jobs

Lesson 1



موسسه زبان دهخدا
dehkhodaedu.com

1 Write and trace.



doctor



warmer



pilot



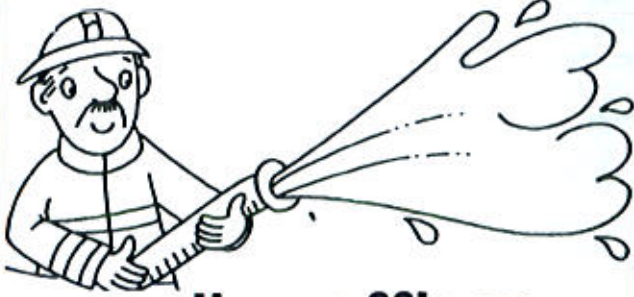
singer



nurse

Lesson 2


1 Circle and say.



police officer
(firefighter)



doctor
police officer




acrobat
teacher



farmer
taxi driver



pilot
juggler



school bus driver
singer

1 Read and circle.



He is a firefighter. Yes No



He is a farmer. Yes No



She is a singer. Yes No



He is a nurse. Yes No



She is a juggler. Yes No



She is a doctor. Yes No

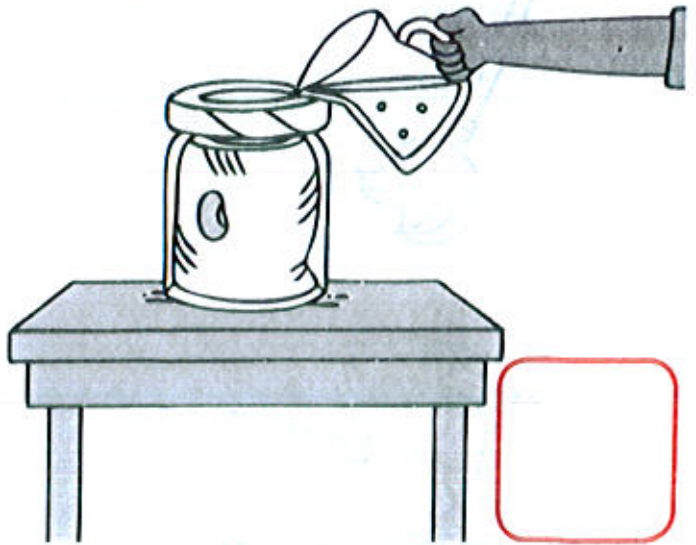



Lesson 4

1 Look and choose. Draw.





1 Read and match. Write.

- 1 The bean is in the jar.
- 2 Water the bean.
- 3 Put the jar in the window.
- 4 Look at the plant!



Lesson 6

1 Say and match the rhyming words.



1 Look, order, and write.







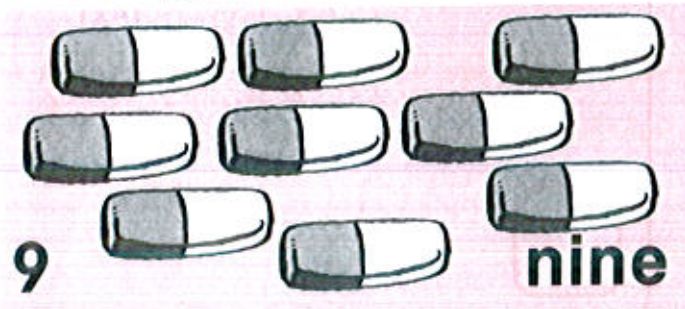
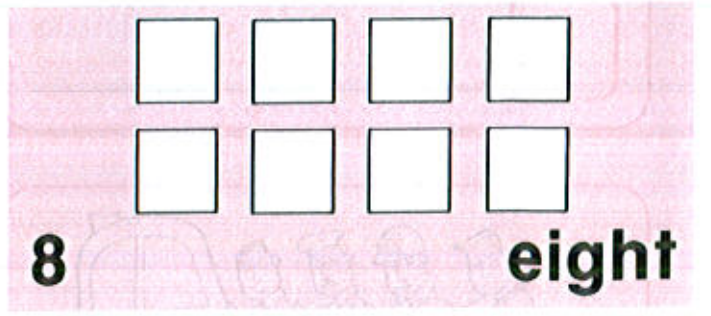


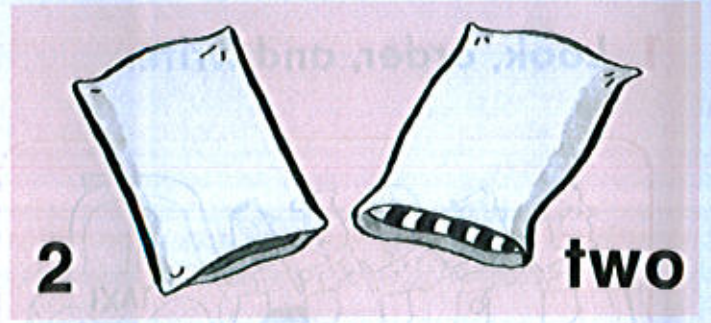

1 one

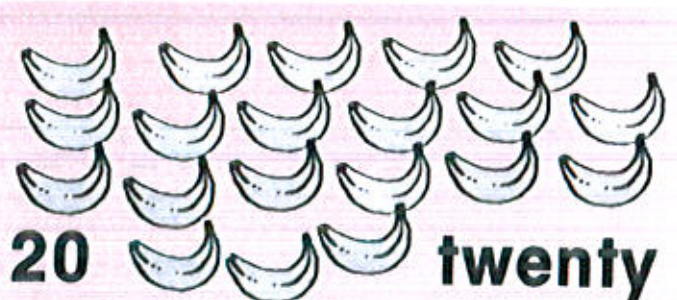









Numbers





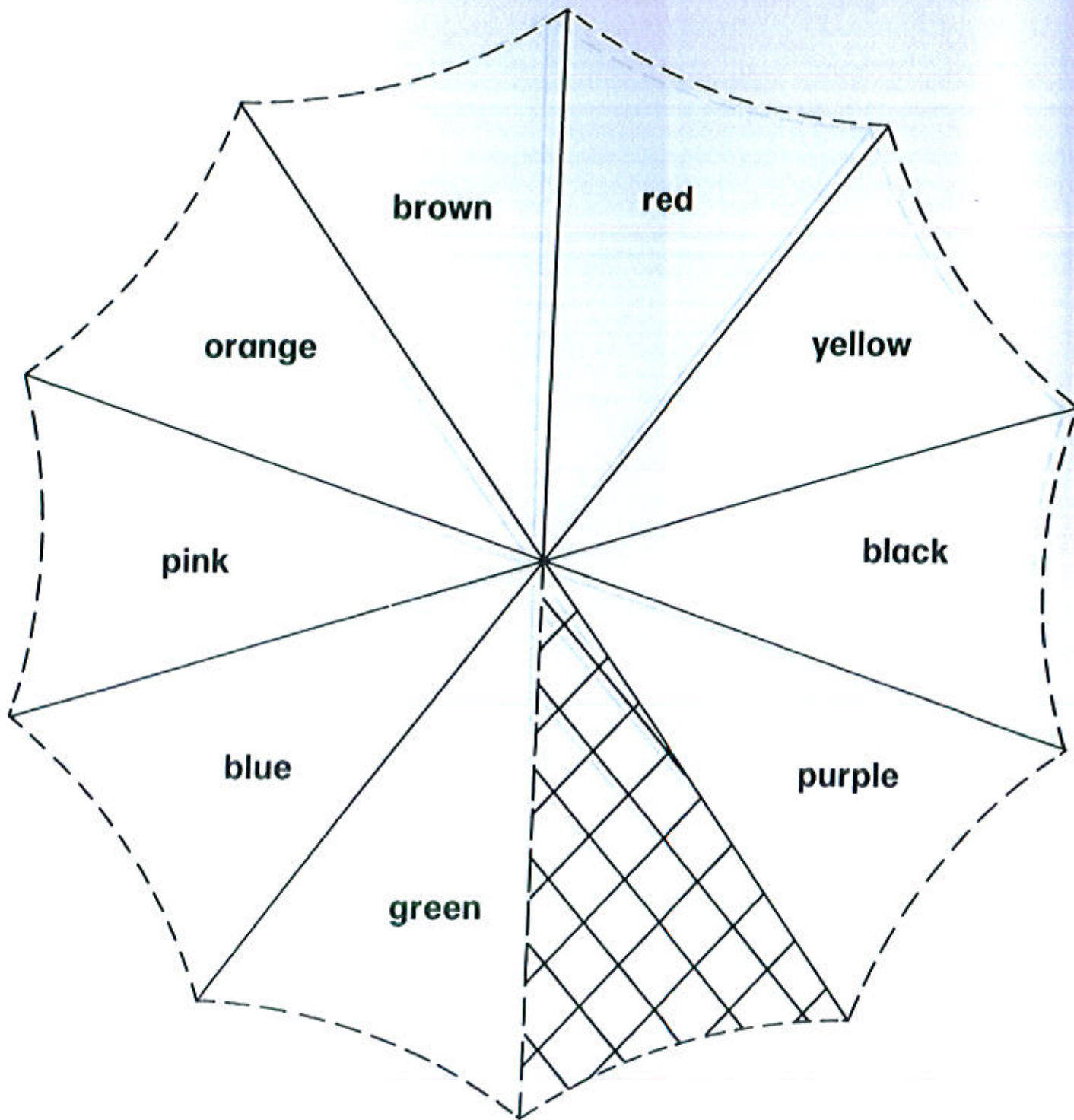
Writing Grid



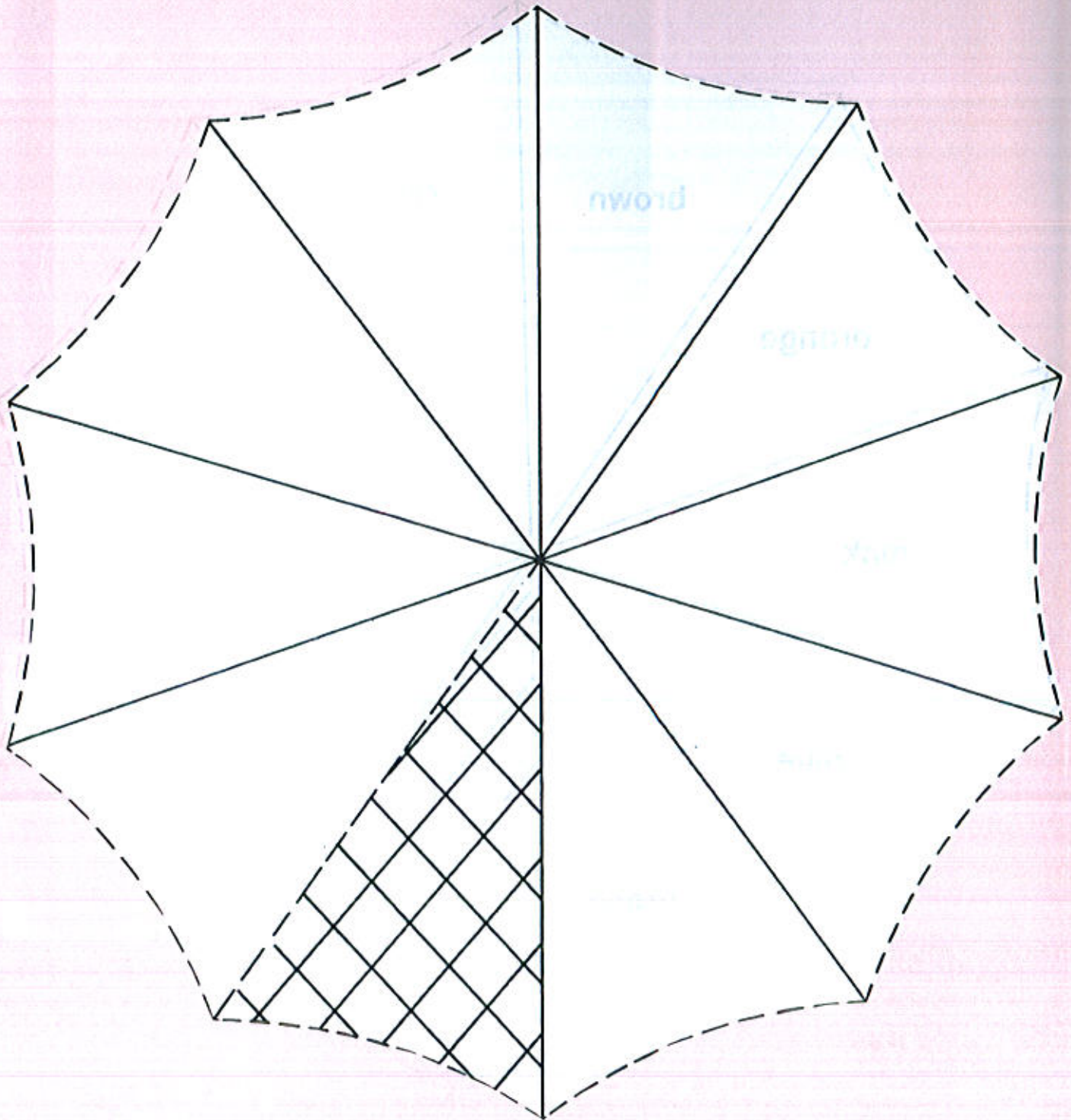
مؤسسه زبان دهخدا
dekhodaedu.com

Writing grid consisting of multiple rows of horizontal lines. Each row is defined by a solid top line, a dashed middle line, and a solid bottom line, providing a guide for letter height and placement.

Make a Beach Umbrella



- 1 Color, cut out, and glue the template to make your umbrella.**
- 2 Attach your umbrella to a stick, pencil, or straw, using sticky tape or modelling clay.**



First Friends

*first for English, first for fun,
first for young children*

First Friends is a three-level course that makes the first years of learning English motivating and fun.

- The special phonics program is ideal for building letter-recognition skills and letter formation.
- Everyday English is taught through the context of important social values such as learning to share.
- Practical cross-curricular lessons link with other subjects such as math and science.
- Engaging activities focus on making connections and seeing patterns, improving critical thinking skills.



Oxford ›making  sense

- Student Book with Student Audio CD featuring songs, stories and everyday English
- Activity Book
- Split editions A & B:
Student Book + Activity Book + Student Audio CD
- Teacher's Book
- Picture Cards
- Class Audio CD
- Oxford iTools: Digital Classroom Resources

OXFORD
UNIVERSITY PRESS

www.oup.com/elt

ISBN 978-0-19-443368-6



9 780194 433686

Songs

Unit 1

Lesson 2

Monday, Tuesday,
Wednesday, Thursday,
Friday, Saturday, Sunday.
It's a nice day!
It's Monday.

Unit 2

Lesson 2

Listen... Listen...
What's this? What's this?
It's the school bus! It's the
school bus!
Listen... Listen...
What's this? What's this?
It's the playground! It's the
playground!
Listen... Listen...
What's this? What's this?
It's the music room! It's the
music room!
Listen... Listen...
Who's this? Who's this?
It's the teacher! It's the
teacher!

Unit 3

Lesson 2

If you're happy and you know
it, clap your hands
If you're happy and you know
it, clap your hands.
If you're happy and you know
it,
And you really want to show
it,
If you're happy and you know
it, clap your hands.
If you're sad and you know it,
stamp your feet.
If you're sad and you know it,
stamp your feet.
If you're sad and you know it,
And you really want to show
it,
If you're sad and you know it,
stamp your feet.

Unit 4

Lesson 2

I can jump.
I can climb.
I can sing and count to five.
I can throw.
I can kick.
I can catch and run and hide.

Lesson 5

My insect can climb.
My insect can crawl.
My insect is long.
Now it's like a ball!
My insect can count.
Can you see?
It has all the numbers.
Count them with me:
One... two... three... four... five...

Unit 5

Lesson 2

Look at my house! Look at
my house!
It has a dining room.
It has a bathroom.
It has a bedroom and a lamp.
Look at my house! Look at
my house!
It has a living room.
It has a kitchen.
It has a sofa and a plant.

Unit 6

Lesson 2

Put your hand on your head.
Put your hand on your nose.
Put your hand on your leg.
Put your hand on your toes.
Put your hand in your bag.
Put your hand in the air.
Put your hand under your
book.
Shake your hands everywhere!

Unit 7

Lesson 2

Ten umbrellas in the sun,
There's a color for everyone.
Let's look and see.
Blue for you; purple for me.
Yellow, orange, green and red.
Sun is shining,
Hide your head!

Lesson 4

Sitting on the beach, looking
at the sea.
What's under the water?
Come, look with me.
Fish! Shells! An octopus! Can
you see?
Sitting on the beach, looking
at the sea.
What color are these things?
Come, look with me.
Blue! Green! And purple, too!
Can you see?

Unit 8

Lesson 2

Salad and soup,
Chicken and cheese.
I love food!
Let's eat, please!
Fish and potatoes,
Milk and rice.
I love food!
Yummy! It's nice.

Unit 9

Lesson 2

(Chorus)
Let's all go to the festival.
Let's all go to the festival.
Let's all go to the festival.
What can you see?
I can see an acrobat.
I can see an acrobat.
I can see an acrobat.
He can jump and climb.
(Chorus)
I can see a juggler.

I can see a juggler.
I can see a juggler.
She can throw and catch.
(Chorus)
I can see a clown.
I can see a clown.
I can see a clown.
He can play a drum.

Unit 10

Lesson 2

How are you today?
How are you today?
I'm not very well.
Is the doctor on the way?
How are you today?
How are you today?
Thanks to the doctor,
I can play!
Lesson 5
Bean plant, bean plant,
Grow, grow, grow!
Water and sun,
Grow, grow, grow!
(repeat)



موسسه زبان دهخدا
dehkhodaedu.com